



AguaZen
POOLS



Contact us:
Website: www.AguaZenPools.com
Email: AguaZenPools@gmail.com
Phone: 763-350-3913



UNIVERSE



LAGUNA



SPA DOME ORLANDO

BENEFITS



- **EXTEND THE SEASON** - Year-round swimming or patio use is possible



- **COMFORT** - closed enclosure enables you to be in the pool even when it is raining, snowing or windy.



- **POOL COVERAGE** - pool is protected from falling leaves, debris and insects



- **LESS CHEMICALS** - a cleaner pool and less UV rays reduces the usage of chemicals needed for the pool



- **UV PROTECTION** - polycarbonate UV protection reduces the impact of the sun's harmful rays



- **CONSTANT TEMPERATURE** - enclosure helps keep the pool at a more constant temperature reducing the need for heating



- **INCREASED SECURITY** - keep children and pets safe by providing a secure barrier around the pool



- **HEAVY-DUTY** - Our enclosures are built to last



- **DESIGN** - choice of square or rounded designs.



- **EASY CLEANING** - Typically only require watering down or power washing.

MODELS



SPA DOME ORLANDO

SPA SUNHOUSE

OASIS



CORONA™
AZURE ANGLE

ELEGANT
AZURE FLAT
AZURE FLAT COMPACT

OCEANIC LOW



IMPERIA

VIVA™

TERRA



TROPEA

UNIVERSE
AZURE
AZURE COMPACT



LAGUNA
OLYMPIC™

OCEANIC HIGH

OMEGA™



RAVENA

VENEZIA

ORIENT



CORSO™ ENTRY

CORSO™ PREMIUM

CORSO™ GLASS
CORSO™ ULTIMA
CORSO™ ULTIMA R



AguaZen POOLS



Contact us:

Website: www.AguaZenPools.com

Email: AguaZenPools@gmail.com

Phone: 763-350-3913

							MSRP	
	Model	Inner width	Inner length	Max. height	Wind(mph)	Snow(psf)	Twin Wall(10mm)	Compact(4mm)
LAGUNA	Laguna Type I	17' 2"	35' 0"	7' 6"	130	50	\$ 37,900.00	\$ 41,900.00
	Laguna Type II	18' 8"	41' 8"	7' 6"	120	40	\$ 47,500.00	\$ 56,500.00
	Laguna Type III	20' 6"	41' 8"	7' 6"	110	35	\$ 52,900.00	\$ 61,900.00
	Laguna Type IV	20' 6"	48' 8"	7' 6"	110	30	\$ 57,900.00	\$ 68,500.00
	Laguna Type V	22' 2"	41' 8"	7' 6"	110	25	\$ 54,900.00	\$ 64,900.00
	Laguna Type VI	22' 2"	48' 8"	7' 6"	100	25	\$ 61,500.00	\$ 70,500.00
UNIVERSE	Universe Type I	17' 2"	35' 0"	6' 7"	150	70	\$ 34,900.00	\$ 38,900.00
	Universe Type II	18' 8"	41' 8"	6' 7"	150	70	\$ 41,900.00	\$ 46,500.00
	Universe Type III	20' 6"	41' 8"	7' 3"	150	70	\$ 44,500.00	\$ 48,900.00
	Universe Type IV	20' 6"	48' 8"	7' 6"	150	70	\$ 48,500.00	\$ 57,900.00
	Universe Type V	22' 2"	41' 8"	7' 6"	150	60	\$ 46,500.00	\$ 55,900.00
	Universe Type VI	22' 2"	48' 8"	7' 6"	150	60	\$ 52,900.00	\$ 62,500.00
SWIM SPAS	Laguna Type SS1	13' 1"	20' 10"	7' 7"	140	70	\$ 24,900.00	\$ 29,500.00
	Laguna Type SS2	14' 8"	20' 10"	7' 7"	140	70	\$ 26,500.00	\$ 30,900.00
	Oceanic Type SS1	13' 1"	20' 10"	7' 4"	110	40		\$ 29,500.00
	Oceanic Type SS2	14' 8"	20' 10"	7' 7"	110	40		\$ 30,500.00
	Universe SS	9' 8"	17' 0"	3' 6"	150	70	\$ 18,900.00	\$ 22,090.00

- Profile Color: White, Silver, Charcoal & Antique Brown
- Sealing rubber 3" high on both faces
- Door: One door as per request with lock
- Extended tracks available, cost per linear foot. Silver or Bronze anodized.
- Oceanic High Polycarbonate-Sides: Compact 4mm. Roof: Twin wall 8mm

Manufacturer's limited warranty applies:

- Polycarbonate panels: Fifteen Years
- Aluminum Profile color surface finish: Five Years
- Packing elements, locks and other technical parts: Three Years

							MSRP	
	Model	Inner width	Inner length	Max. height	Wind(mph)	Snow(psf)	Twin Wall(8mm)	Compact(3mm)
AZURE FLAT	AZURE FLAT TYPE I	9'10"	14'	2'4"	150	50	\$ 11,690.00	\$ 12,590.00
	AZURE FLAT TYPE II	10'8"	21'	2'6"	150	50	\$ 14,990.00	\$ 16,390.00
	AZURE FLAT TYPE III	12'4"	21'	2'7"	150	50	\$ 16,290.00	\$ 17,790.00
	AZURE FLAT TYPE IV	14'9"	28'	2'11"	130	30	\$ 21,890.00	\$ 24,390.00
	AZURE FLAT TYPE V	16'5"	35'	3'3"	130	20	\$ 26,490.00	\$ 29,990.00
AZURE	AZURE TYPE I	9'10"	14'	3'1"	150	60	\$ 11,990.00	\$ 12,990.00
	AZURE TYPE II	10'8"	21'	3'5"	150	60	\$ 15,690.00	\$ 17,290.00
	AZURE TYPE III	12'4"	21'	3'9"	150	60	\$ 17,090.00	\$ 18,890.00
	AZURE TYPE IV	14'9"	28'	4'5"	140	30	\$ 22,590.00	\$ 25,590.00
	AZURE TYPE V	17'3"	35'	4'11"	120	20	\$ 29,490.00	\$ 33,690.00
AZURE ANGLE	AZURE ANGLE TYPE I	9'10"	21'	2'	140	25	NA	\$ 17,390.00
	AZURE ANGLE TYPE II	12'4"	35'	2'6"	120	15	NA	\$ 28,990.00

- Profile Color: Silver or Charcoal
- Sealing rubber 4" high on both faces
- Door: One lateral door on largest segment with lock. Choice of side.
- Extended tracks available, cost per linear foot. Silver anodized.

Manufacturer's limited warranty applies:

- Polycarbonate panels: Ten Years
- Aluminum Profile color surface finish: Two Years
- Packing elements, locks and other technical parts: Two Years

	Model	Dimensions	Wind (mph)	Snow (psf)	MSRP
SPAS	Spa Dome™ ORL 4000	Height 7'6" Diameter: 13'6"	150	100	\$ 17,350.00
	Spa Dome™ ORL 5000	Height 8'10" Diameter: 16'5"	130	60	\$ 22,900.00
	Spa Sunhouse	13'6" w x 20'2" l x 7'6" h	150	70	\$ 26,900.00
	Spa Grand Sunhouse	16'5" w x 26' 3" l x 8'10" h	110	60	\$ 35,500.00
	Oasis Small	13'6" w x 13'2" l x 7'6" h	150	70	\$ 24,900.00
	Oasis Large	16'5" w x 18' 1" l x 8'10" h	110	60	\$ 33,500.00

- Colors – White, Silver, Charcoal, Antique Brown
- Polycarbonate: COMPACT 3mm Clear (Transparent), Bronze Shaded (Tinted/Smoked) or Embossed (Translucent) for Privacy

Manufacturer's limited warranty applies:

- Polycarbonate panels: Fifteen Years
- Aluminum Profile color surface finish: Five Years
- Packing elements, locks and other technical parts: Three Years

Terms:

FOB: Elizabeth, NJ (subject to change)

Assembly Excluded – Install according to individual conditions

The manufacturer reserves the right to technical changes of this product

Prices valid for orders placed after April 1, 2025. Prices subject to change without notice.

Rev: Feb 2025



AguaZen
POOLS



Contact us:

Website: www.AguaZenPools.com

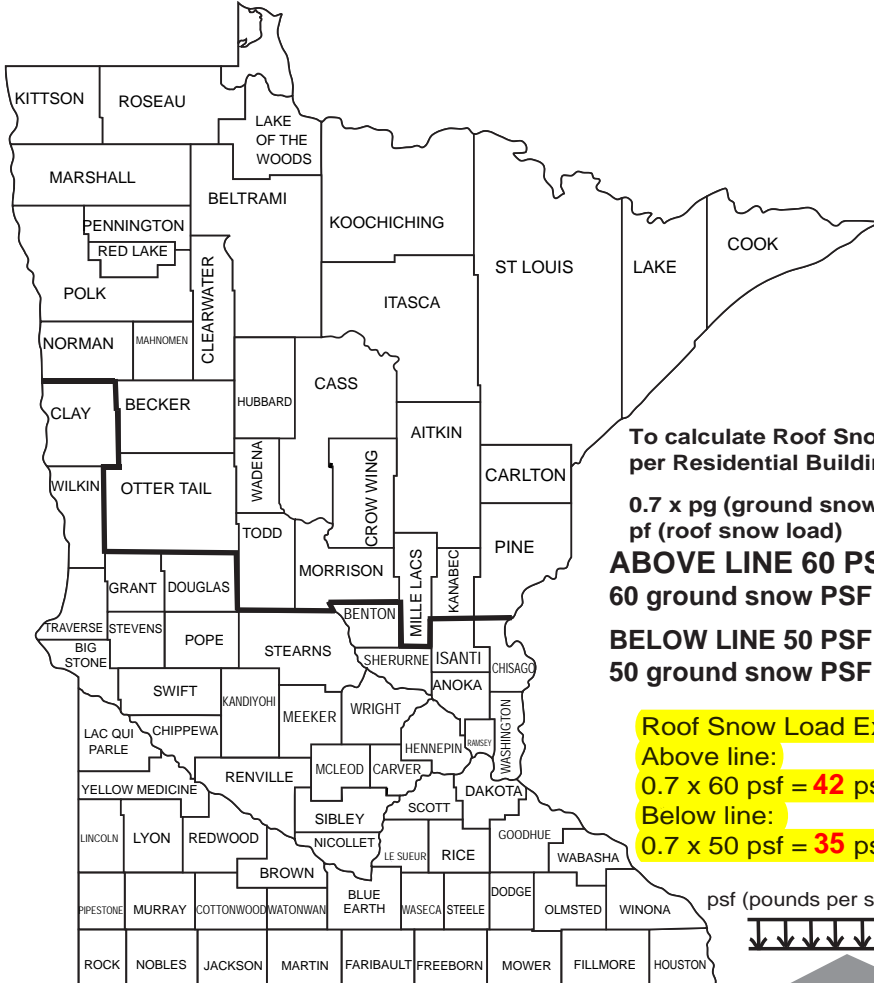
Email: AguaZenPools@gmail.com

Phone: 763-350-3913

Since Minnesota's extreme climate has the potential to shorten your swimming season, when compared to many other geographic locations, an enclosure allows you to maximize your investment. Consider a Pool & Spa Enclosure for your project and extend the use of your pool up to three times as much. We will review the models available for your location based on local building code requirements. Enclosure models and options will be selected and priced according to your specific needs and site conditions. Whether building a new pool or covering a pool you already have please let us know if we can be of assistance in answering any questions you may have. With the ability to open up completely during the swim season and the flexibility to close the enclosure in just minutes nearly every day can be a swim day.

SNOW LOAD

MSBC RULES 1303.1700 table R301.2(1)



To calculate Roof Snow Load
per Residential Building Code:

$0.7 \times p_g$ (ground snow load) =
psf (roof snow load)

ABOVE LINE 60 PSF

60 ground snow PSF

BELOW LINE 50 PSF

50 ground snow PSF

Roof Snow Load Examples:


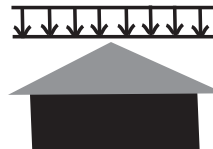
Above line:

$0.7 \times 60 \text{ psf} = 42 \text{ psf}$


Below line:

$0.7 \times 50 \text{ psf} = 35 \text{ psf}$

psf (pounds per square foot)



UNIVERSE TYPE VI



ELEGANT



OCEANIC HIGH




Contact us:
Website: www.AguaZenPools.com
Email: AguaZenPools@gmail.com
Phone: 763-350-3913

Here are a few example projects where the enclosure makes the use of the space usable in all seasons of the year.



Laguna Enclosure - Truly an indoor / outdoor space within minutes



Resort fees are a thing of the past, your favorite vacation destination is available to you and your family 24/7 - 365. You no longer need to work 50 weeks a year to enjoy 2 of them on vacation.



Laguna: Swim spas / hot tubs and exterior spaces you would like an extended season